



easy-forex<sup>®</sup>  
MT4

## User Manual

Version: 1.5.0.2 Date: April 2010



## Contents

<b>Platform Features</b> .....	2
<b>easy-forex<sup>®</sup> MT4 Specs at a Glance</b> .....	2
<b>Creating an easy-forex<sup>®</sup> MT4 Account</b> .....	2
<b>How to Download/Install MT4 and open a Demo Account</b> .....	3
<b>How to Open a Real Account</b> .....	4
<b>Depositing and Withdrawing from your account</b> .....	5
<b>Making your first trade</b> .....	5
<b>How to Close or Modify an open Order (Position)</b> .....	6
<b>Charts &amp; Indicators</b> .....	6
<b>Swap Rates</b> .....	6
<b>Calculating maintenance margin</b> .....	7
<b>Resetting your Password</b> .....	7
<b>Trading on Windows Mobile</b> .....	7
<b>Disclaimer</b> .....	7



## Platform Features

easy-forex® MT4 is the ideal platform for those already trading on MT4, for Money Managers, people interested in autotrading, Windows Mobile traders and those that prefer to use advanced technical analysis.

### Key features include:

- Multiple order types such as Market Orders, Buy Stops, Sell Stops, Buy Limits, Sell Limits
- 20 Years historical Data available for back testing “Expert Advisors”
- Meta Quotes Language Editor
- 85 Pre installed indicators and analysis tools
- Market Watch Rates Box
- 8 Predesigned trading templates, create and save your own custom templates
- Multiple Charts setups, with 1M, 5M, 15M, 30M, 1H, 4H, D1, W1, MN and Tick by Tick time period available

## easy-forex® MT4 specifications at a glance

- 27 Currency pairs and crosses to chose from
- Commodities include Gold (XAU), Silver (XAG), WTI Oil (OIL)
- No Dealer Intervention
- Leverage 1:200 for all currency pairs, 1:100 for Commodities\*
- Account base Currency available for; USD, GBP, EUR, CAD, AUD, ILS
- Margin Call when Equity / Used Margin = 70%
- Deal Closed when Equity / Used Margin = 30%
- All Expert Advisors allowed including scalping and hedging
- Expert Advisor back testing enabled

## Creating an easy-forex® MT4 account

To create an MT4 account, you must already have an easy-forex® account. [Click here](#) to open an account.

There is a minimum fund requirement to create an MT4 account. You should contact your personal Account Service Manager (ASM) to enquire about the required funds and to request to have funds transferred into your MT4 account. An email will then be sent with username and password for your MT4 account and then you may install the platform and begin trading.

### **Already have MT4?**

If you already have the MT4 platform installed on your computer you do not need to download it again. Simply login via the following server Mt4.easy-forex.com: 443 using your easy-forex® MT4 account login details.

\* Dependant on your region. Please check with your ASM or Dealer.



## How to download / install and create a Demo Account

1. To install MetaTrader terminal you can download from <http://www.easy-forex.com/mt4/mt4setup.exe>
2. After downloading the file, please run and install
3. After installing the software, the terminal will be launched automatically by default
4. To open a demo account, please follow the steps below
  - a. Fill in your details
  - b. Click Next
  - c. Choose easy-forex® Demo Server
  - d. The system will provide you with a Username and Password for a demo Account.

**Open an Account**

**Personal details**  
To open an account, please fill out all the following fields:

Name:  min 6 chars

Country:  State:  min 2 chars

City:  min 2 chars Zip code:  min 3 chars

Address:  min 6 chars

Phone:  min 6 chars Email:  name@company.com

Account Type:  Forex-usd Currency:  USD

Leverage:  1:100 Deposit:

I agree to subscribe to your newsletters

< Back Next > Cancel

**Open an Account**

**Trading Servers**  
Select a more suitable trading server:

Address	Company	Ping
EasyForex-Demo	Easy Forex	0 ms
EasyForex Live	Easy Forex	219 ms

Scan

< Back Next > Cancel

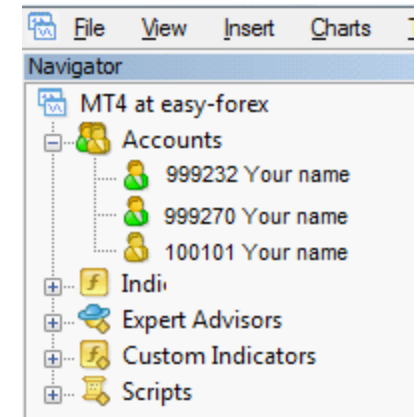
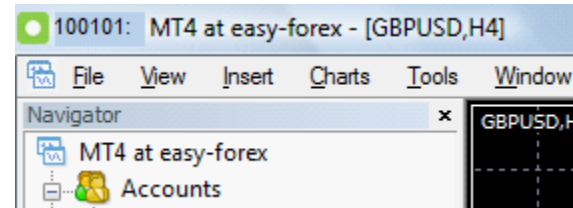
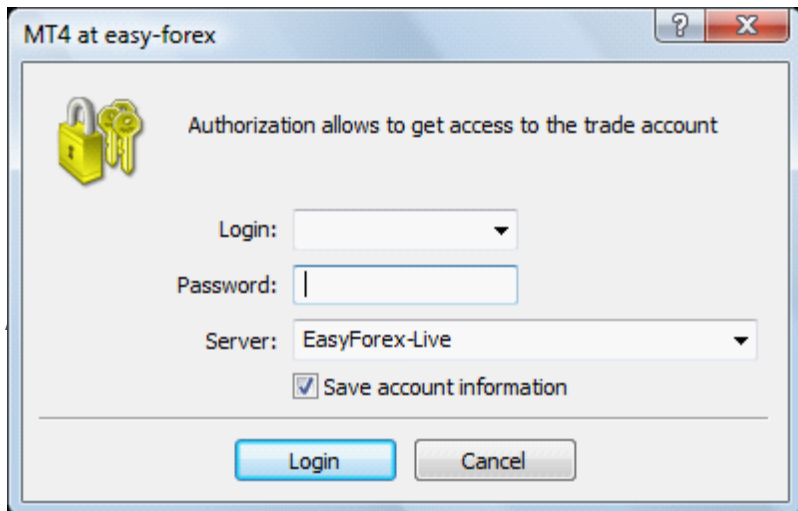


## How to get and login to a real account

1. Please contact your ASM to open a real MT4 Account
2. easy-forex® will send you a Real username and password by email.
3. To login to a real account, please go to File/Login
4. Enter your USER ID, Password and choose: easy-forex® Live Server.

## Accounts Navigator

1. A Green Icon Account shows a demo account
2. A Golden Icon Account shows a Real Money Account
3. You can log in to different accounts by double clicking on the account and then confirm
4. To know which account you are currently logged into; check the account number on the LEFT TOP CORNER of the MT4 application.
5. Looking at the BOTTOM RIGHT corner the status bar will show the current connection status. Invalid Account means the User ID or Password is wrong. A flowing number with “kb” means connection has been established and data is flowing.





## Depositing and Withdrawing funds

For any deposits in the MT4 account you must first deposit into your normal easy-forex<sup>®</sup> account and inform your ASM that this deposit is intended for your MT4 account.

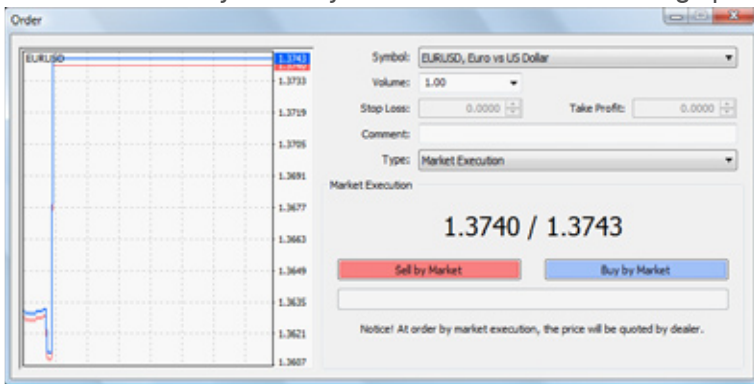
For any withdrawals you need to inform your ASM what amount you wish to withdraw. The ASM will transfer the funds into your normal easy-forex<sup>®</sup> account and then you may withdraw online by filling in the [withdrawal form](#).

To ensure smooth process of withdrawal please ensure you have submitted the following documents to easy-forex<sup>®</sup>:

- a copy of your ID with recent photograph
- a copy of a recent (within 6 months) utility bill showing proof of residential address
- a copy of a recent (within 3 months) Credit Card statement from each card you use with your easy-forex<sup>®</sup> account.

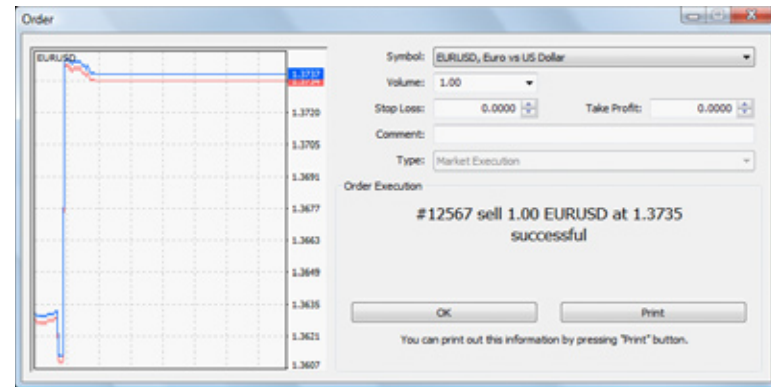
## Making your first trade

1. Double click on any currency on the Market Watch to bring up the below window:

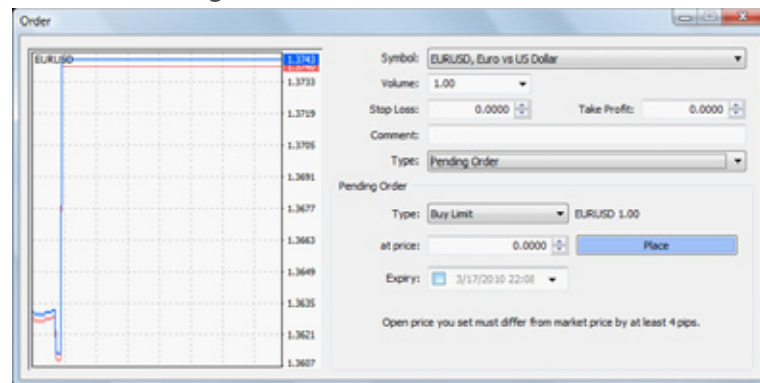


2. If you are not satisfied with currency pair, please choose the required currency pair.

3. Choose the Volume. For Standard accounts you can trade with a minimum volume 0.1 until 50 lots, with a step of 0.1.
4. Choose market execution to place market order which will be filled on MARKET.
5. Click Buy or Sell.
6. If the Order is executed the following response will appear



7. If the order was not filled you will receive an Off-Quotes response.
8. To place a pending order that will be executed at a certain required price, choose Pending Order as below:





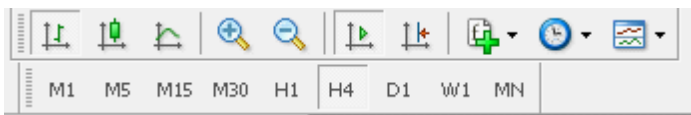
## How to Close or Modify an open Order (Position)

1. Press Ctrl+T to toggle and untoggle the Terminal
2. To modify a deal, Stop Loss or Take Profit, double click on the required field and enter your new stop loss or take profit
3. To close a deal double click anywhere else on the deal except T/P or S/L and click Close to confirm.

Order /		Date	Type	Size	Symbol	Price	S/L	T/P	Price	Commission	Swap
12467		2018-03-27 12:07	buy	0.50	eurusd	1.3771	0.0000	0.0000	1.3728	0.00	0.00
12567		2018-03-27 09:15	sell	1.00	eurusd	1.3755	0.0000	0.0000	1.3754	0.00	0.00
Balance: 976.99 Equity: 966.99 Margin: 48.13 Free margin: 170.82 Margin level: 136.12%											

## Charts & Indicators

1. Drag and drop a currency pair from the Market Watch window into the charts window to view the chart of that pair
2. Click on periodicity on top of chart to change the period
3. Click on Type of chart to toggle between Line, Bar and Candle Sticks
4. You can use the below tools to enhance or modify your chart



5. To add a study or indicator, Go to Insert/Indicator then choose the required indicator.
6. To add an Expert Advisor (EA) drag and drop the advisor from the Navigator Window
7. Click on Allow Live Trading to allow the EA to take trades
8. Click on the PLAY button on the Top part of the application to Enable the EA and start it

## Swap Rates

Your deals remain open until you close them or your Stop Loss or Take Profit order is triggered. OIL is the only instrument that has an expiry date; [click here](#) for more information.

To view the currency interest table and check your swap rates:

1. Right click on Market Watch
2. Select Symbols
3. Select the pair you wish to view
4. Then click Properties

The screenshot shows the Market Watch window with a list of currency pairs. The EURUSD pair is selected. The Symbols dialog box is open, showing the hierarchy of symbols. The EURUSD contract specification window is also open, displaying the following details:

Property	Value
Spread	3
Digits	4
Stops level	4
Pendings are good till cancel	Yes
Contract size	100000
Profit calculation mode	Forex
Swap type	in points
Swap long	0
Swap short	-0.1
Margin calculation mode	Forex
Margin hedge	50000



## Calculating maintenance margin

Maintenance margin is the amount of money required to open and maintain a position. It is regarded as a goodwill that is reserved aside. The higher the leverage, the lower is the goodwill amount.

With a leverage of 1:200, the margin will be equal to  $1/200 \times 100\%$  (0.5%) of the value of the position.

Stop Loss: When stop loss is reached, the deal will be closed automatically provided the trader has defined a stop loss. However, in the case that there are deals that have no stop loss, they will stay open as long as the margin level is above a predefined value by the broker. Once it goes below this level, deals will be closed automatically starting with least profitable ones.

Margin level is defined as, equity divided by margin  $\times 100\%$

## Resetting your Password

To change password, please go to tools/ Options / change password.

## Trading on Windows Mobile

Contact your ASM to be sent your personal link to downloading the MT4 trading application for your Windows Mobile. Please be sure to give your user I.D.

### Disclaimer

easy-forex® is making the easy-forex® MT4 Platform and/or easy-forex® MT4 MultiTerminal software application available, free of charge, as a service to our customers. As such, it is your responsibility to comply with the terms and conditions set forth on the easy-forex® Website in relation to the easy-forex® MT4 Platform and/or easy-forex® MT4 MultiTerminal software application. easy-forex® makes no warranty, express or implied, and assumes no responsibility for damages or problems that arise from your use of, or inability to use, the the easy-forex® MT4 Platform and/or easy-forex® MT4 MultiTerminal software application provided to you. Should the easy-forex® MT4 Platform and/or easy-forex® MT4 MultiTerminal software application prove defective in any respect, you, and not easy-forex® or the software manufacturer, assume the entire cost of any service or repair. Although all possible care has been taken to ensure that this manual is as reliable and accurate as possible, the diversity of environments in which it might be used means that we can accept no responsibility for loss or damage, whether real or consequential, arising from its use. By using the manual you explicitly agree to hold easy-forex® harmless for any such losses or damages. None of the materials presented on the easy-forex® Website are to be regarded as investment advice. In no event shall easy-forex®, be liable for direct, indirect, incidental, punitive, or consequential damages of any kind whatsoever, with respect to any services, software, manuals, materials or other products provided by easy-forex®.